LEARN WITH AKSHADA

Class II Maths Term II

Parent lesson cards for all nine units, with a 50-question term-end practice paper and explained answers

9 units · 43 lesson cards

Practice paper



Unit 9 More addition and subtraction

Unit 10 Graphs

Unit 11 More multiplication and division

Unit 12 More fractions

Unit 13 Measure

Unit 14 Time

Unit 15 Angles and movement

Unit 16 Chance

Unit 17 Pattern and symmetry

Dr Kadambini Rout
learnwithakshada.com

For parents of Class II children
Follows the school's Class II syllabus order

FREE SAMPLE · not for resale

Timetables

1. What was taught *for the parent · read in 1 minute*

A **timetable** is a plan that shows **what happens and when**, in order. Schools, buses, trains and TV channels use timetables. A timetable helps us be **organised**, reminds us what to do next, and helps us manage our time. Children read timetables to answer questions ("Which lesson is at 9:30?", "When does the bus reach Pipili?"), found **durations** between times, and made their own daily routine timetable.

2. Talk about it *parent and child · 5 minutes*

1. **What is a timetable?**
   Listen for: a plan showing what happens and when
2. **Name three places that use timetables.**
   Listen for: school, buses, trains
3. **Why is a timetable useful?**
   Listen for: it keeps us organised and on time
4. **How do you find how long the break is?**
   Listen for: count on from its start time to its end time

3. Concept note *for the child*

Read **across** to match the **time** and the **activity**. Count on to find **how long**.

Time	School day
7:30 am	Arrival and prayer
8:00 am	Assembly
8:30 am	English
9:30 am	Mathematics
10:30 am	Break
11:00 am	Reading
12:00 noon (12 pm)	Home time

Bus stop	Time (leaves / reaches)
Puri	7:00 am
Pipili	7:45 am
Bhubaneswar	8:30 am

(an example timetable)

Learn with Akshada learnwithakshada.com

Step by step

1. **Read the headings**: time and activity (or stop).
2. **Find the row** you need and read across.
3. **For "how long"**: take the start and end times and count on.
4. **For "late" questions**: add the extra minutes to the time.

Timetable	a plan of what happens and when
Routine	the things we do every day, in order
Arrive / depart	reach / leave

FREE SAMPLE · not for resale

Mind map: Chance

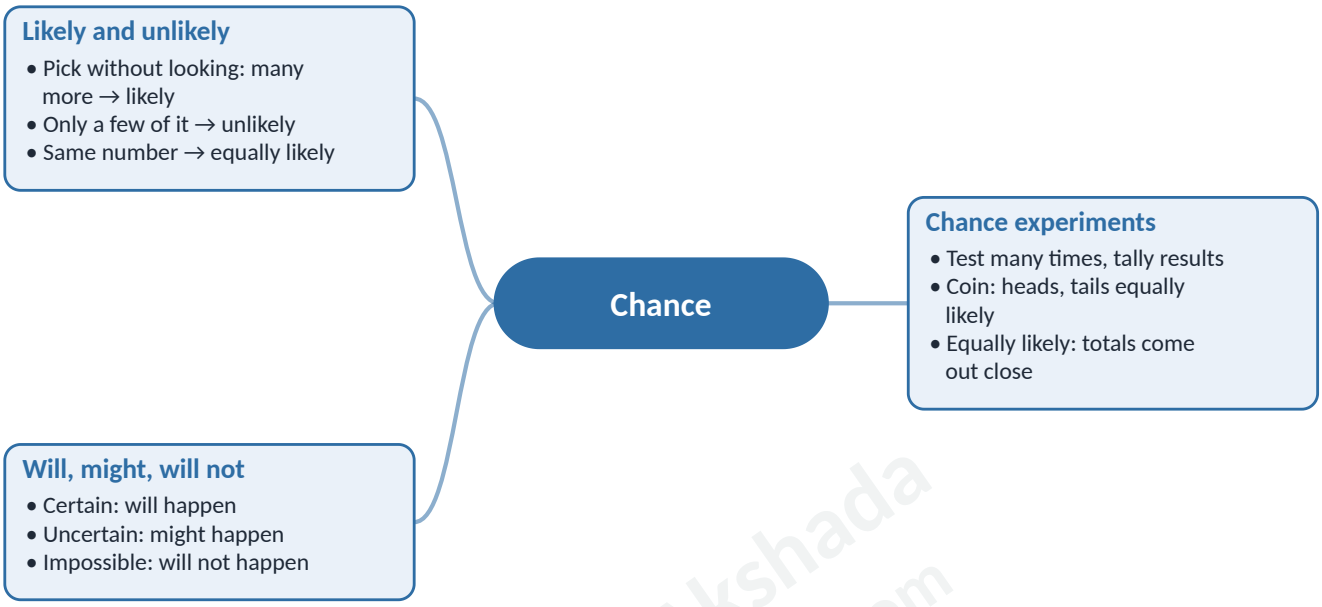

Learn with Akshada
learnwithakshada.com

Learning points *tick each one your child can do on their own*

- ☐ **I can say if picking a colour from a jar is likely or unlikely.**
  Parent: Do a button lucky dip: 6 red, 2 yellow.
- ☐ **I can spot when two results are equally likely.**
  Parent: Ask: heads or tails, which is more likely?
- ☐ **I can sort events into will happen, might happen and will not happen.**
  Parent: Play the three-corners game and ask why.
- ☐ **I can toss a coin many times and record the results with tally marks.**
  Parent: Toss 20 times together and compare the totals.
- ☐ **I can explain why a total with number cards will, might or will not happen.**
  Parent: With cards 1–7, ask: can two cards make 14?

FREE SAMPLE · not for resale

Section C · Difficult

25 questions · thinking, combining ideas, spotting mistakes

26. On a pan balance, a bag of dal marked 1 kg is on one pan. On the other pan there are three weights: 500 g, 200 g and 100 g. (a) Which pan goes down? (b) How many more grams of weights must be put on the pan with the weights to make the pans level? Unit 13

27. Some children were asked if they like kite flying and if they like swimming. The Venn diagram shows the results. Unit 10

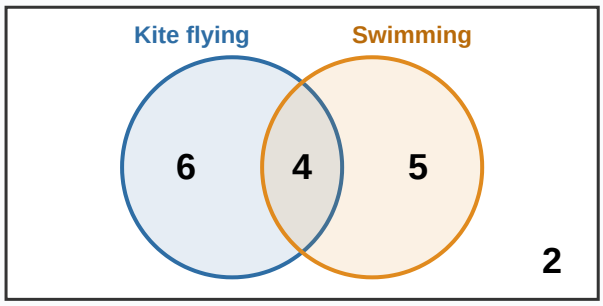

(a) How many children like kite flying? (b) How many children were asked altogether?

28. Mother buys 4 boxes of laddoos with 15 laddoos in each box. She shares all the laddoos equally among 6 children. How many laddoos does each child get? Unit 11

29. Aman worked out 503 − 28 and wrote 525. What is the correct answer? Unit 9
School extra (beyond Stage 3)

(a) 531 (b) 475
(c) 485 (d) 525

30. There are 32 children in a class. 3/8 of them come to school by bus. (a) How many come by bus? (b) How many do not come by bus? **School extra (beyond Stage 3)** Unit 12

Learn with Akshada learnwithakshada.com

THANK YOU FOR TRYING THE SAMPLE

What is in the full book

You have just seen 3 of its 142 pages. The full Class II Maths Term II book has:

- **9 units, 43 lesson cards**
  More addition and subtraction, graphs, multiplication and division, fractions, measure, time, angles and movement, chance, and pattern and symmetry.
- **5 parts on every card**
  What was taught · Talk about it · Concept note · Practise · If stuck, and revision.
- **A revision page per unit**
  A mind map and "I can" learning points with a tip for the parent.
- **Unit summary and answers**
  Common mistakes, a short unit check, and every answer at the end of the unit.
- **Term-end practice paper**
  50 questions (10 easy, 15 moderate, 25 difficult) with explained answers and a score sheet that shows which units need another look.

Fifteen calm minutes a day

Read part 1 yourself, talk about it at dinner, and do the five questions together the next day.
Every example and question is original and follows the Class II syllabus order.
It is not official school or Cambridge material.

Get the full book at learnwithakshada.com

Class 2 · Maths · Term II study materials

© Dr Kadambini Rout · Learn with Akshada. Please do not edit or sell this sample.